



# A.R.E. CAPS AND COVERS



**A.R.E.**




®

# 50



SINCE 1969





# OUTFIT TO LAST

Weekend adventure? Covered. Camping trip with the family? Covered. Job site companion? Covered.

For over 50 years we have been covering truck beds with the most innovative, highest quality caps and covers built in the heartland of America: Northeast Ohio. We know you love your truck, which is why our passion is to manufacture the perfect companion for your truck, backed by the industry's best support and warranty. Take a look around, we believe you'll see exactly what you need to outfit your truck for life.





# WHY BUY A.R.E.?



## UNMATCHED SERVICE:

Industry leading support from over 750 dealers & partners throughout the US and Canada.



## BUY WITH CONFIDENCE:

Limited lifetime warranty on all fiberglass caps and covers.



## INNOVATION LEADERS:

Our focus is to live outside the industry norm – designing and developing the most advanced products.



## ISO CERTIFIED:

We are the first and only ISO certified truck cap and cover manufacturer in the US.







ARE

**ARE**   
Outfit for Life  
4ARE.COM



# TRUCK CAPS







**OUTFIT FOR LIFE®**



# TRUCK CAPS

CX REVO  
CX EVOLVE  
Z/Z2  
CX CLASSIC  
V  
OVERLAND  
MX  
TW  
TOOLMASTER  
HD

## FORD



## GM





# RAM



# TOYOTA



# NISSAN



# JEEP





# CX REVO™

## WELCOME TO THE NEXT GENERATION OF TRUCK CAPS

### CX REVO: STANDARD FEATURES

- Paint-to-match
- Frameless tailgate formed rear door (PATENTED)
- Frameless all glass side windows
- Slam latch system
- 12V LED dome light with ActiveTilt™
- OneMotion™ handle (optional keyless entry available)
- Dark gray headliner
- Limited lifetime warranty



12V LED DOME LIGHT WITH ACTIVETILT™



OPTIONAL FRAMELESS SLIDING WINDOW



OPTIONAL RETRACTABLE SCREEN



OPTIONAL PET SCREEN



# CX EVOLVE™

Our CX REVO & EVOLVE GENERATIONS flip the script on what you thought you knew about truck caps. With the industry's first tailgate formed rear door (patented), urethane side window technology, ActiveTilt™ LED light activation and OneMotion™ intuitive rear door handle, these new generations are the premier choice for today's trucks.



## CX EVOLVE: STANDARD FEATURES

- Paint-to-match
- Frameless tailgate formed rear door (PATENTED)
- Aluminum framed half slider side window
- Slam latch system
- OneMotion™ handle
- 12V LED dome light
- Dark gray headliner
- Limited lifetime warranty

## CX EVOLVE: OPTIONS

- Outdoorsman vented window
- Aluminum paneled window
- Glass window
- Keyless entry
- Pet screen



ONE MOTION™ INTUITIVE HANDLE

ALUMINUM FRAMED HALF SLIDER WINDOW





Z SHOWN ON GMC CANYON.

## TURN YOUR TRUCK INTO AN SUV

- Available for most new body style trucks. Consult your A.R.E. dealer for availability
- Paint-to-match
- Frameless door with contour strip
- Slam latch system
- OE style handle with automotive grade locks
- Frameless all glass side windows
- Optional keyless entry
- Limited lifetime warranty



Z2 SHOWN ON GMC SIERRA



OPTIONAL FRAMELESS POP OUT WINDOW



Z2 MODELS THAT ARE AVAILABLE UTILIZE URETHANED SIDE GLASS FOR IMPROVED OE STYLING.



DARK GRAY HEADLINER



SCREEN VENT SIDE WINDOWS



FRAMELESS DOOR WITH CONTOUR STRIP



HIDDEN HINGE SYSTEM



# CX CLASSIC™



## FUNCTIONAL AND STYLISH

- Paint-to-match
- Aluminum framed single T door
- Aluminum framed half slider with corner fascia windows
- Multiple side window options
- Limited lifetime warranty



**CONSUMERS DIGEST  
RATED AS  
A BEST BUY!**



ALUMINUM FRAMED HALF SLIDER  
W/ CORNER FASCIA



SINGLE T HANDLE



ALUMINUM FRAMED SINGLE T DOOR



CONTINUOUS HINGE SYSTEM



INTERIOR FIBERGLASS FINISH

## THE VALUE LEADER

- Paint-to-match
- Aluminum framed single T door
- Aluminum framed half slider windows
- Multiple side window options
- Limited lifetime warranty



SHOWN WITH OPTIONAL YAKIMA COREBAR ROOF RACK



ALUMINUM FRAMED HALF SLIDER WINDOWS



ALUMINUM FRAMED SINGLE T DOOR



SINGLE T HANDLE



INTERIOR FIBERGLASS FINISH



CONTINUOUS HINGE SYSTEM





## A TOUGHER, MORE RUGGED LOOK

- Two-tone off road design features a spray-on protective coating
- Paint-to-match
- Aluminum framed single T door
- Aluminum framed half slider windows
- Multiple side window options
- Limited lifetime warranty



SINGLE T HANDLE

OPTIONAL OUTDOORSMAN VENTED WINDOW PACKAGE

SPRAY-ON PROTECTIVE COATING INCREASES STRENGTH IN HIGH STRESS AREAS

## IN A CLASS OF ITS OWN

- Paint-to-match
- Mid-rise styling offers additional headroom
- Aluminum framed single T door
- Aluminum framed half slider with corner fascia windows
- Multiple side window options
- Optional fiberglass walk-in door
- Limited lifetime warranty



OPTIONAL RIVAL™ LED LIGHT BAR  
(REPLACES FRONT VISTA GLASS)



OPTIONAL FIBERGLASS WALK-IN  
REAR DOOR



ALUMINUM FRAMED HALF SLIDER  
WITH CORNER FASCIA WINDOW



OPTIONAL SCREEN VENT WINDOW  
*Not available on all truck  
makes/models*



FRONT VISTA GLASS (NOT A SKYLIGHT)



## AERODYNAMIC DESIGN

- Paint-to-match
- Wedge design
- Aluminum framed single T door
- Aluminum framed half slider windows
- Multiple side window options
- Limited lifetime warranty



AERODYNAMIC DESIGN HELPS IMPROVE FUEL ECONOMY.



SINGLE T HANDLE



ALUMINUM FRAMED HALF SLIDER WINDOW



OPTIONAL OUTDOORSMAN VENTED WINDOW

## CONTRACTOR-GRADE DURABILITY

For years, A.R.E. has manufactured high-quality fiberglass caps and tonneau covers as well as rugged aluminum units for commercial use. With our contractor packages, you can have the appearance and style benefits of our fiberglass caps with the security and functionality of our commercial units.

**ToolMaster™**  
**CX**



**ToolMaster™**  
**V**



**ToolMaster™**  
**MX**



### POPULAR OPTIONS:

- Aluminum paneled windoors
- Aluminum paneled rear door
- Side toolboxes
- AluRack ladder rack
- 12V LED dome light and dual rope lights



ALURACK® COMMERCIAL LADDER RACK



TOOLBOXES ARE ENGINEERED FOR MAXIMUM SPACE CAPACITY



TOOLBOXES ARE SECURELY FASTENED TO ROOF FRAMEWORK



## BUILT TO DO MORE

- Paint-to-match
- Available for CX and MX cap profiles
- Aluminum framed single T door
- Patented internal skeleton system
- Aluminum framed half slider with corner fascia windows
- Multiple side window options
- Limited lifetime warranty



HD CAP SYSTEM (PATENTED), SHOWN WITH OPTIONAL ALUMINUM PANELED WINDOORS AND REAR DOOR WITH FOLDING T-HANDLES



OPTIONAL ALUMINUM PANELED WINDOORS WITH FOLDING T-HANDLES



OPTIONAL ALUMINUM PANELED REAR DOOR WITH FOLDING T-HANDLES



PATENTED STANDARD INTERNAL ALUMINUM SKELETON IS COMPLETELY UNIQUE TO THE CAP INDUSTRY



OPTIONAL DIAMOND PLATE TOOLBOXES (DEPTH 12"–16") DEPENDING ON TRUCK MODEL



OPTIONAL HD SERIES ROOF RACK (ONLY RACK WITH 550LB WEIGHT RATING)

FOR MORE INFORMATION,  
REFER TO MODEL  
SPECIFIC SPECIFICATIONS.  
**(PAGE 30)**



# TRUCK BED COVERS







**YOUR NEXT  
ADVENTURE  
IS COVERED**

# TRUCK BED COVERS

LSII  
FUSION  
3DL

## FORD



## GM





# RAM



# TOYOTA



# NISSAN



## AWARD WINNING DESIGN

- Paint-to-match
- Designed to mirror your truck's hood
- Slam latch system
- Painted patented palm handle
- Lift assist arms
- Weighs 90-120lbs
- Limited lifetime warranty



✓ = STANDARD FEATURES   ■ = OPTIONAL FEATURES

Rival™ LED Dome Light (battery)	■
Rival™ LED Encased Rope Light	■
Sport Wing	■
Keyless Entry	■
Painted Patented Palm Handle	✓
Slam Latch System	✓
12-Volt Power Strip	■
Interior Clothes Rod	■
Dark Gray Headliner	✓
OTR Option	■
Overland Option	■
Diamond Plate Toolboxes	■



PAINTED PATENTED PALM HANDLE



EXTRA WIDTH AT FRONT CORNERS



FRONT FITS DOWN AND OVER TRUCK BED



CONTINUOUS FRONT HINGE



DARK GRAY HEADLINER



## PAINT-TO-MATCH STYLING

- Tri-fold truck bed cover
- Paint-to-match panels
- Carpeted under panel
- Low-profile design
- Universal tailgate operation
- L-Rail for quick and easy install
- Battery operated LED light



Fusion, provides you with a paint-to-match finish in a tri-fold cover. Fold the panels open for quick and easy full bed access or keep them closed for added security and styling.



## UNPARALLELED ACCESS

- Paint-to-match
- Cover opens from the rear of the truck by the front hinge
- One door on each side
- Slam latch system
- Black patented palm handle
- Lift assist arms
- Weighs 110-130lbs
- Approx. four inches of additional storage above bed rail
- Limited lifetime warranty



OPTIONAL DIAMOND PLATE TOOLBOX



OPTIONAL RIVAL LED ENCASED ROPE LIGHT



ENTIRE COVER OPENS



CONVENIENT SIDE ACCESS TO YOUR TRUCK BED

✓ = STANDARD FEATURES   ■ = OPTIONAL FEATURES

Rival™ LED Encased Rope Light	■
Remote Keyless Entry	■
Black Patented Palm Handle	✓
OTR Option	■
Overland Option	■
Diamond Plate Toolboxes	■



# EQUIPPED TO PURSUE YOUR PASSION





# ACCESSORIES

## RIVAL | LED LIGHTING



- Cube and flush mount
- Light bars (10", 30", 40" & 50")
- Safety/warning lighting
- Auxiliary lighting
- Cap and cover interior lighting



## ASCEND | ROOF BASKET



- Sizes: 55" x 42", 55" x 47", 55" x 52"
- Aluminum with black textured powder coat
- Low profile mounting
- 360 degree light attachments
- Protective mesh screens for lights
- Option to mount directly to roof tracks or crossbars

## CAP-PACK | STORAGE SYSTEM



The Cap-Pack Sport is an innovative storage system that utilizes the wasted space of your truck cap to organize and secure your valuable equipment. When closed, the lightweight aluminum storage drawer locks into a sturdy elevated frame that allows your truck bed to be free of clutter and available for large items.



## TOPPERLIFT

### | CAP LIFT SYSTEM



- Raises 17.5 inches in under 30 seconds
- All electric 12 volt system
- Self-locking actuators
- 1 year warranty
- Optional Weekender Tent Package color options: Grey and Tan
- System is capable of lifting 900 lbs
- Simple DIY installation

## TRUCKVAULT

### | STORAGE DRAWERS



- Comes standard with two drawers, and folding t-handle lock
- No-drill turn buckle installation
- 5/8" medium density overlay (MDO) top surface will support up to 2,000 lbs. on top of TruckVault®
- Exterior finish: dark gray polypropylene, matches A.R.E. cap or cover carpeted interior option
- Interior finish: drop-in 3/4" rubber mat
- Limited lifetime warranty – see your local retailer or [www.truckvault.com](http://www.truckvault.com)
- L x W x H: 39–48" x 46–94" x 10.5–12.5" based on truck model
- Standard drawer depth: 8"
- Each drawer holds up to 250 lbs.

## CARGOGLIDE® | SLIDING BED TRAY



- Full-length real plywood deck
- Non-skid surface helps keep contents in place
- Easy access to all items in your truck's bed
- Limited five year warranty
- Steel frame
- Powder coated finish

## BEDRUG® | BEDLINER



- Available in full drop-in liner or BedRug Mat (floor only)
- Bleach, oil, and battery acid washes off
- Knee-friendly 3/4" cushioned floor
- Anti-skid surface prevents cargo from shifting
- Easily cleaned with just water
- Limited lifetime warranty

# FEATURES & ADDITIONAL OPTIONS

## FEATURES AND OPTIONS

**✓ = STANDARD** **■ = OPTIONAL**

IMAGES Page 31

	Z	Z2	CX REVO	CX EVOLVE	CX CLASSIC	V	OVERLAND	MX	TW	TOOL MASTER	CX HD	MX HD
Paint-to-Match	✓	✓	✓	✓	✓	✓	✓	✓	✓	✓	✓	✓
<b>A</b> OTR Option	■	■	■	■	■	■	■	■	■	■	■	■
<b>SIDE WINDOWS</b>												
Aluminum Framed Half Slider	■	■	■	■	■	✓	✓	■	✓	✓	■	■
Aluminum Framed Half Slider w/ Corner Fascias	■	■	■	■	■	✓	✓	■	✓	✓	■	■
<b>B</b> Pet Screen	■	■	■	■	■	■	■	■	■	■	■	■
<b>C</b> Glass Windoor	■	■	■	■	■	■	■	■	■	■	■	■
<b>D</b> Aluminum Paneled Windoor	■	■	■	■	■	■	■	■	■	■	■	■
<b>E</b> Outdoorsman Vented Windoor	■	■	■	■	■	■	■	■	■	■	■	■
<b>F</b> Aluminum Paneled Windoor w/ Folding T	■	■	■	■	■	■	■	■	■	■	■	■
<b>G</b> Screen Vent (Not available for all truck makes/models)	■	■	■	■	■	■	■	■	■	■	■	■
Frameless All Glass Window	■	✓	■	✓	■	■	■	■	■	■	■	■
Frameless Sliding Window	■	■	■	■	■	■	■	■	■	■	■	■
Frameless Pop Out Window	✓	■	■	■	■	■	■	■	■	■	■	■
<b>FRONT WINDOW</b>												
Aluminum Framed Picture Window	✓	■	■	✓	✓	✓	✓	✓	✓	✓	✓	✓
Aluminum Framed Sliding Window	■	■	■	■	■	■	■	■	■	■	■	■
Aluminum Framed Tilt-Down Picture Window	■	■	■	■	■	■	■	■	■	■	■	■
<b>H</b> Aluminum Framed Tilt-Down Sliding Window	■	■	■	■	■	■	■	■	■	■	■	■
Frameless All Glass Window	■	■	■	■	■	■	■	■	■	■	■	■
Frameless Sliding Window	■	✓	■	✓	■	■	■	■	■	■	■	■
<b>REAR DOOR</b>												
Aluminum Framed Single T Door	■	■	■	■	✓	✓	✓	✓	✓	✓	✓	✓
Aluminum Framed Double T Door	■	■	■	■	■	■	■	■	■	■	■	■
Aluminum Paneled Single T Door	■	■	■	■	■	■	■	■	■	■	■	■
Aluminum Paneled Double T Door	■	■	■	■	■	■	■	■	■	■	■	■
Aluminum Paneled Door w/ Folding T	■	■	■	■	■	■	■	■	■	■	■	■
Frameless Door w/ Contour Strip	✓	✓	■	■	■	■	■	■	■	■	■	■
Frameless Tailgate Formed Door	■	■	■	✓	✓	■	■	■	■	■	■	■
<b>I</b> Keyless Entry	■	■	■	■	■	■	■	■	■	■	■	■
Full Fiberglass Walk-in Door (Avail w/ Back-up Camera)	■	■	■	■	■	■	■	■	■	■	■	■
Palm Handle	✓	✓	■	■	■	■	■	■	■	■	■	■
OneMotion Handle	■	■	✓	✓	■	■	■	■	■	■	■	■
<b>INTERIOR OPTIONS</b>												
<b>J</b> Dark Gray Headliner	✓	✓	✓	✓	■	■	■	■	■	■	■	■
<b>K</b> Battery Powered LED Dome Light	■	■	■	■	■	■	■	■	■	■	■	■
12V LED Dome Light	■	■	■	■	✓	■	■	■	■	■	■	■
Prop Switch for 12V Light	■	■	■	■	■	■	■	■	■	■	■	■
ActiveTilt for 12V Light	■	■	■	■	■	✓	■	■	■	■	■	■
Rival LED Center Encased Rope Light	■	■	■	■	■	■	■	■	■	■	■	■
Rival LED Dual Encased Rope Lights	■	■	■	■	■	■	■	■	■	■	■	■
Clothes Rod	■	■	■	■	■	■	■	■	■	■	■	■
<b>L</b> .035 Aluminum Side Toolbox	■	■	■	■	■	■	■	■	■	■	■	■
<b>M</b> .063 Diamond Plate Side Toolbox	■	■	■	■	■	■	■	■	■	■	■	■
<b>N</b> 12V Power Strip	■	■	■	■	■	■	■	■	■	■	■	■
<b>EXTERIOR OPTIONS</b>												
Roof Tracks Only	■	■	■	■	■	■	■	■	■	■	■	■
<b>O</b> Yakima Skyline Towers w/ CoreBar Rack (Steel)	■	■	■	■	■	■	■	■	■	■	■	■
<b>P</b> Yakima Skyline Towers w/ JetStream Rack (Aluminum)	■	■	■	■	■	■	■	■	■	■	■	■
HD Series Roof Rack (550lb Capacity)	■	■	■	■	■	■	■	■	■	■	■	■
Rival LED Light Bar (Replaces Front Vista Glass)	■	■	■	■	■	■	■	■	■	■	■	■
<b>Q</b> A.R.E. Rod Pods (8' 4")	■	■	■	■	■	■	■	■	■	■	■	■
A.R.E. Ascend Roof Basket	■	■	■	■	■	■	■	■	■	■	■	■
<b>R</b> AluRack Commercial Rack	■	■	■	■	■	■	■	■	■	■	■	■
<b>S</b> Kargo Master Roof Rack	■	■	■	■	■	■	■	■	■	■	■	■

NOTE: not all options are available for all trucks. A.R.E. maintains the right to add, delete, or change suppliers and/or designs of options when necessary to maintain or improve the overall quality without written notice. \*Cannot guarantee watertight seal

## LIMITED LIFETIME WARRANTY

A.R.E. warrants to you, the original retail purchaser of an A.R.E. brand fiberglass truck cap or cover, that the body will be structurally free from defects in material and workmanship for as long as you own the product and the original vehicle. The body includes the fiberglass shell and mounting rails only. A.R.E. warrants to you, the original purchaser, for as long as you own your cap that the exterior paint will not abnormally fade or peel due to material or workmanship defect faster than the original pickup it was installed on by an authorized A.R.E. retail dealer. For your specific warranty, please refer to the warranty document you received at the time of purchase.





CAP SPECIFICATIONS		MAXIMUM HEIGHT FROM BASERAIL	MINIMUM REAR DOOR CLEARANCE	APPROXIMATE GROSS WEIGHT
<b>Z/Z2</b>	Mini	19"	31.5"	190 lbs.
	Full and Mid Size	23.5"	37"	215 lbs.
<b>CX</b>	Mini	19"	34"	170 lbs.
	Full and Mid Size	23"	37.5"	200 lbs.
<b>MX</b>	Mini	24.5"	37"	175 lbs.
	Full and Mid Size	28.5"	41.5"	205 lbs.
	Walk-In Door	-	-	62 lbs.
<b>OVERLAND</b>	Mini	19"	33.5"	180 lbs.
	Full and Mid Size	23"	36"	205 lbs.
<b>TW</b>	Mini	28"	39"	180 lbs.
	Full and Mid Size	31"	47"	215 lbs.
<b>V</b>	Mini	19"	34"	175 lbs.
	Full and Mid Size	23"	38.5"	200 lbs.
<b>HD</b>	Only available in the CX and MX cap profiles	WEIGHT RATING	HD ROOF RACK	TOOLBOX
			550 lbs.	200 lbs. per side

## VISIT US ONLINE

Visit [www.4are.com](http://www.4are.com) to learn more as well as see additional photos and videos on our products. You are also able to build your custom A.R.E. product with our Build Your Own feature - which takes you step-by-step through creating the perfect product for your needs.







WWW.4ARE.COM / 1.800.649.4ARE



A.R.E. AUTHORIZED DEALER



P.O. Box 1100, Massillon, Ohio 44648  
www.4are.com / 1.800.649.4ARE  
contact@4are.com  
www.facebook.com/aretruckcaps  
@areaccessories  
© A.R.E. Accessories, LLC., 2020

**ATTN: STATE OF CALIFORNIA CONSUMERS**  
**⚠ WARNING: Cancer and Reproductive Harm - www.P65Warnings.ca.gov.**  
Products in this brochure are subject to California Prop 65.

08427/208 12/2021

A.R.E. CAPS AND COVERS

